

Add-On Camera Unit for DXR-8

**DXR-8ACU**

**QUICK START GUIDE**



See closer. See more. See everywhere.

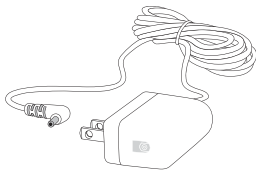
---

This Quick Start Guide provides the information to get started. Please refer to your DXR-8 User Manual or [www.infantoptics.com](http://www.infantoptics.com) to download a PDF version of the User Manual for detailed instructions.

## Box Contents



1x Camera Unit



1x Camera Power Adapter



1x Screw &  
Anchor

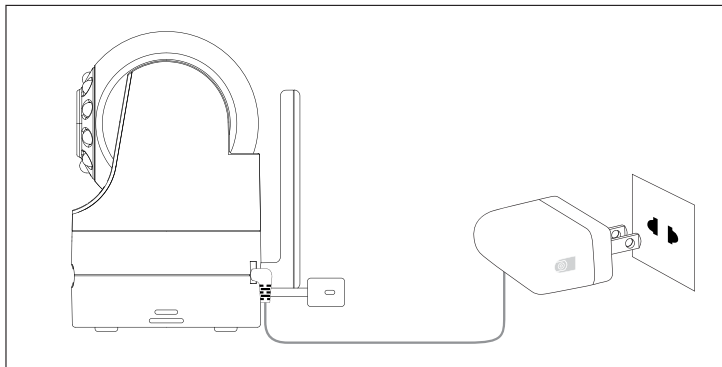


1x Quick Start  
Guide

The Add-On Camera Unit can be paired as an additional Camera Unit to your Infant Optics DXR-8 video monitor.

 Note: item requires DXR-8 Monitor Unit to operate.

## 1 Powering Camera Unit




1. Connect the Camera Power Adapter to the Camera Unit.
2. Slide the ON/OFF Switch to the On position. The Power LED light on the Camera Unit will illuminate green.
3. Position your Camera Unit no less than 3 feet away from your baby's crib. Ensure the power cord is not within reach of your baby.

### NOTE

Only use the enclosed Camera Power Adapter (5.9V DC / 1000mA).

## 2 Registration (Pairing)

1. Press the MENU button of the Monitor Unit and the menu bar will pop up.
2. Press the ◀ LEFT button or ▶ RIGHT button until  Cam icon is highlighted.
3. Press the ▲ UP button or ▼ DOWN button until **ADD** icon is highlighted and press the OK button.
4. Press the ▲ UP button or ▼ DOWN button to select the desired CAM and press the OK button to start searching for a Camera Unit.
5. Press and hold the PAIR key underneath the Camera Unit until the Power LED light (green LED light, located directly below the camera lens aperture) on the Camera Unit flashes green.
6. If unsuccessful, delete the camera channel and attempt to pair again.

## 3 Help

For more solutions, please see the Troubleshooting section in the DXR-8 User Manual.

## 4 General Information

Customer service email address: [info@infantoptics.com](mailto:info@infantoptics.com)

Toll free customer support hotline: 1-800-291-0195

We will respond to all inquiries within 24 hours.

**2013 Infant Optics**  
**[www.infantoptics.com](http://www.infantoptics.com)**